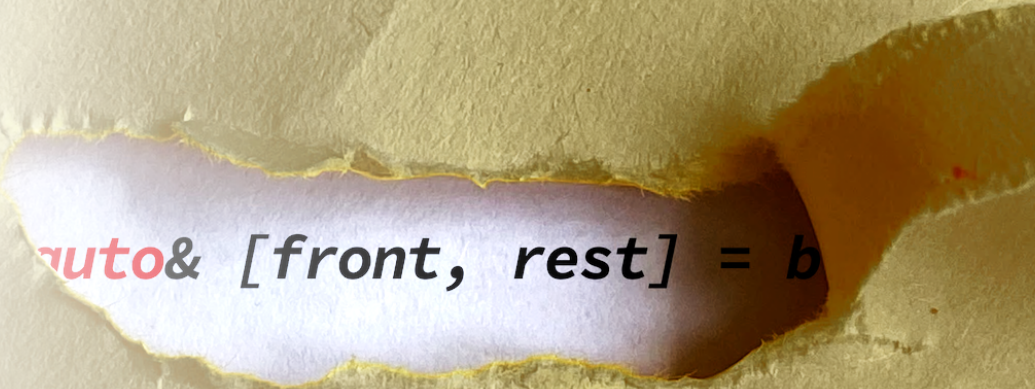




# Structured bindings uncovered

---

Dawid Zalewski



```
auto& [front, rest] = b
```

[github.com/zaldawid](https://github.com/zaldawid)  
[zaldawid@gmail.com](mailto:zaldawid@gmail.com)  
[saxion.edu](https://saxion.edu)

# Who is he?



- ~25 year on & off playing with computers
- + some microfluidics, thermodynamics, real-time, cryo-cooling, embedded, Bayesian methods, ...
- C, C#, Python, C++, Java, ...
- teaching (mostly) programming @



# Outline

- Structured bindings 101
- Tuple-like objects
- How it binds (*aka 'we need to go deeper'*)
- Let's tie it up!

# Structured bindings in the wild

```
std::map<std::string, int> counts;

auto result = counts.emplace("word", 42);

if ( result.second ){
    // inserted a new element
}
else{
    // "word" already existed
}
```

The type of *result* is:  
*std::pair<iterator, bool>*

# Structured bindings in the wild

```
std::map<std::string, int> counts;
```

```
auto [iter, inserted] = counts.emplace("word", 42);
```

```
if ( inserted ){  
    // inserted a new element  
}  
else{  
    // "word" already existed  
}
```

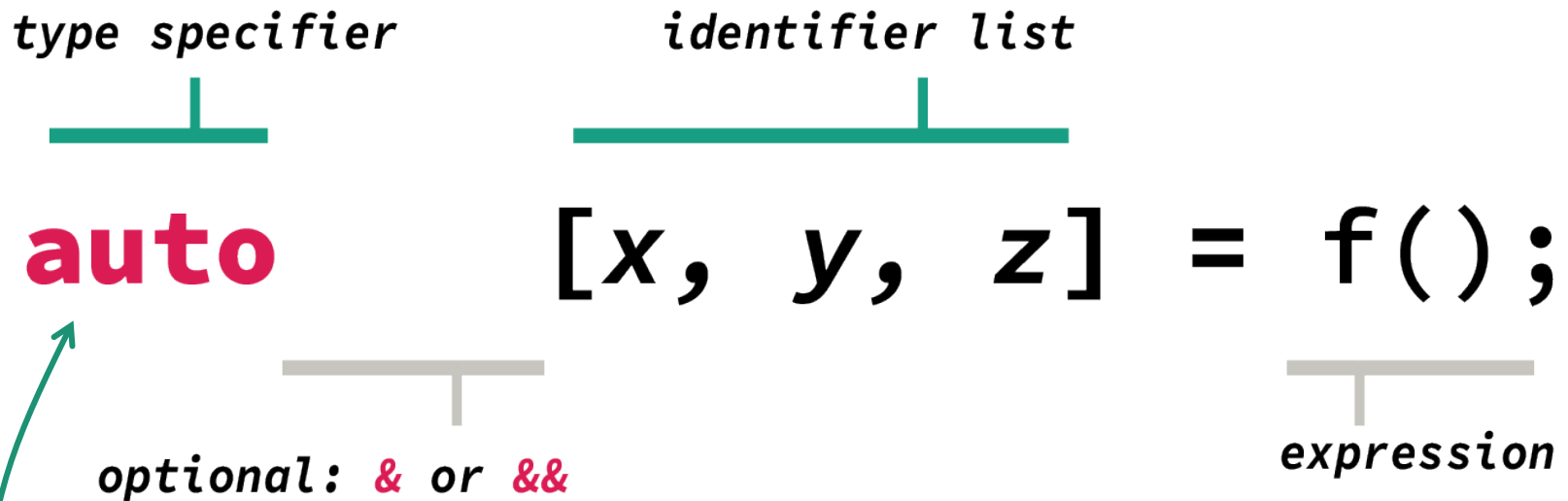
The type of *inserted* is:  
*bool*

# Structured bindings in the wild

```
std::map<std::string, int> counts;

if ( auto [iter, inserted] = counts.emplace("word", 42); inserted ) {
    // inserted a new element
}
else{
    // "word" already existed
}
```

# Structured bindings anatomy



*Only placeholder  
auto is allowed*

# Structured bindings |0|: arrays

```
int nums[] = {1, 2, 3};  
auto [x, y, z] = nums;
```

} x == 1  
y == 2  
z == 3

```
auto [x, ...] = nums;  
auto [_, _, z] = nums;
```

] No way to  
do it 😞

```
std::array nums = {1, 2, 3};  
auto [x, y, z] = nums;
```

← Not really an array  
decomposition. 🤔



# Structured bindings | 0 | : public members

```
struct to_bind_t {  
    std::string word;  
    int count;  
};
```

```
void func() {  
    to_bind_t to_bind{"alice", 42};  
    auto [w, c] = to_bind;  
}
```

**w** is a binding to  
the **word** data member  
**c** is a binding to  
the **count** data member

In C++17 only objects with all public data members can be decomposed

# Structured bindings I01: accessible members

```
class to_bind_t {  
    std::string word;  
    int count;  
    to_bind_t(std::string word, int count);  
    friend void func();  
};
```

```
void func() {  
    to_bind_t to_bind{"alice", 42};  
    auto [w, c] = to_bind;  
}
```

*C++20 only*

In C++20 objects with accessible data members can be decomposed

## Take-aways (so far)

1. Structured bindings can be used to decompose raw arrays and objects with accessible data members.

# Structured bindings | 0 | : tuples

```
std::tuple to_bind{std::string("alice"), 42};
```

```
auto [w, c] = to_bind;
```



*w* is a binding to

the first tuple element

*c* is a binding to

the second tuple element

This works because the following are valid for type: **T = decltype(to\_bind):**

- `std::tuple_size<T>::value` // number of T's elements
- `std::tuple_element<I, T>::type` // type of the I-th element
- `return_type std::get<I>(T)` // retrieves I-th element

# Enabling tuple-like access

Structured bindings for any object can be enabled by providing tuple-like access:

```
template <class T>  
struct tuple_size;
```

```
template <size_t I, class T>  
struct tuple_element;
```

```
template <std::size_t I>  
return_type get(T t);
```

*Primary templates  
in `::std`*



*Not so special  
function template*

Provided in `::std` for: `std::tuple`, `std::pair` and ~~`std::array`~~

# Enabling tuple-like access

Structured bindings for any object can be enabled by providing tuple-like access:

```
class My {  
    int n_;  
public:  
    My(int n): n_{n} {}  
    int number() const {  
        return n_;  
    }  
};
```

```
auto my = My(42);  
auto [number] = my;
```

Intended  
use

Template  
specializations

```
template<>  
struct std::tuple_size<My>{  
    static constexpr int value = 1;  
};
```

```
template<>  
struct std::tuple_element<0, My>{  
    using type = int;  
};
```

```
template <std::size_t I>  
auto get(const My& m) {  
    return m.number();  
}
```

# Enabling tuple-like access

```
auto my = My(42);
```

~~~~~

```
auto [number] = my;
```

```
number = 24;
```

~~~~~

```
auto& [number] = my;
```

```
number = 24;
```

*The value of **number** is 24*  
*The value of **my.n\_** is still 42*



# Enabling tuple-like access

```
class My {  
public:  
    int number() const {  
        return n_;  
    }  
}
```



```
template <std::size_t I>  
auto get(const My& m) {  
    return m.number();  
}
```





# Enabling tuple-like **write** access

```
class My {  
    int n_;  
public:  
    My(int n): n_{n}{}  
  
    int& number() { return n_; }  
  
    const int& number() const { return n_; }  
  
};
```

# Enabling tuple-like write access

```
template <std::size_t I>  
decltype(auto) get(const My& m) {  
    return m.number();  
}
```


```
template <std::size_t I>  
decltype(auto) get(My& m) {  
    return m.number();  
}
```

```
template <std::size_t I>  
decltype(auto) get(My&& m) {  
    return m.number();  
}
```

All three overloads  
are needed to support  
structured bindings



**decltype(auto)** deduces  
the type from  
the return statement



# Enabling tuple-like write access

```
auto my = My(42);
```

~~~~~

```
auto [number] = my;
```

```
number = 24;
```

~~~~~

```
auto& [number] = my;
```

```
number = 24;
```

The value of *number* is 24  
The value of *my.n\_* is still 42

The value of *number* is 24  
The value of *my.n\_* is also 24

## Take-aways (so far)

2. Structured bindings work with objects\* that expose tuple-like API :

- `std::tuple_size<T>`
- `std::tuple_element<I, T>`
- `get<I>(T)`

\* In standard library: `std::array`, `std::pair`, `std::tuple`

# A bit of Python

```
def splitter(str_: AnyStr) -> Tuple[chr, AnyStr]:  
    return (str_[0], str_[1:])
```

```
str = "alice"
```

```
while str:  
    front, str = splitter(str)  
    print(front)  
    # or do something useful
```

```
bash
```

```
> python splitter.py  
a  
l  
i  
c  
e
```

# A bit of C++

```
struct splitter {
```

```
    std::string str_;
```

```
    char& front() { return str_.front(); }
```


```
    const char& front() const { return str_.front(); }
```

```
    splitter rest() const { return {str_.substr(1)}; }
```

```
    operator bool() const { return !str_.empty(); }
```

```
};
```

*Return by reference*



*Return by value*



# Tuple-like access for splitter

```
template<>
struct std::tuple_size<splitter>:
    public std::integral_constant<std::size_t, 2> {};
```

```
template<>
struct std::tuple_element<0, splitter> {
    using type = char;
};
```

```
template<>
struct std::tuple_element<1, splitter> {
    using type = splitter;
};
```

# Tuple-like access for splitter

```
template<std::size_t I> decltype(auto) get(const splitter& s){  
    if constexpr (I == 0){ return s.front(); }  
    else { return s.rest(); }  
}
```

```
template<std::size_t I> decltype(auto) get(splitter& s){  
    if constexpr (I == 0){ return s.front(); }  
    else { return s.rest(); }  
}
```

```
template<std::size_t I> decltype(auto) get(splitter&& s){  
    if constexpr (I == 0){ return s.front(); }  
    else { return s.rest(); }  
}
```



# splitter in action

## First try

```
auto str = splitter{"alice"};

while (str){
    auto [front, str] = str;
    std::cout << front << "\n";
};
```



## Second try

```
auto str = splitter{"alice"};

while (str){
    auto [front, rest] = str;
    str = std::move(rest);
    std::cout << front << "\n";
};
```



The initializer cannot refer to one of the identifiers

# splitter in action

## Second try

```
auto str = splitter{"alice"};

while (str){
    auto [front, rest] = str;
    str = std::move(rest);
    std::cout << front << "\n";
};
```

splitter's move assignment calls: 5  
splitters's copy ctor calls: 5

```
struct splitter {
    splitter rest() const {
        return {str_.substr(1)};
    }
};

splitter get<0>(splitter& s){
    return s.rest();
}
```



*Copy elision?*

```
auto [front, rest] = str;
```

# splitter in action

## Second try

```
auto str = splitter{"alice"};

while (str){
    auto [front, rest] = str;
    str = std::move(rest);
    std::cout << front << "\n";
};
```

splitter's move assignment calls: 5  
splitters's copy ctor calls: **5**

## Third try

```
auto str = splitter{"alice"};


while (str){
    auto& [front, rest] = str;
    str = std::move(rest);
    std::cout << front << "\n";
};
```

splitter's move assignment calls: 5  
splitter's copy ctor calls: **0**



# How it doesn't bind

```
auto [front, rest] = str;  
auto front = get<0>(str);  
auto rest = get<1>(str);
```

A dashed green arrow points from the array binding `auto [front, rest] = str;` to the first line of the individual bindings `auto front = get<0>(str);`. A solid green bracket on the left side groups the two individual binding lines.

That's totally not  
what happens 🤔

# How it binds

```
auto [front, rest] = str;  
auto __e = str;
```

*unnamed  
entity*

← Here be the copy ctor call!


```
aliastype front = get<0>(__e);  
aliastype rest  = get<1>(__e);
```

**front** and **rest** are names, not references:


```
std::is_reference_v<decltype(rest)>           → false  
std::is_same_v<decltype(rest), splitter>     → true
```

# Structured bindings: placeholder type


The type specifier refers to this anonymous entity!

`auto [front, rest] = str;`  
`auto __e = str;`

*Lvalue*

`auto& [front, rest] = str;`  
`auto& __e = str;`

*Lvalue (reference)*

`auto&& [front, rest] = str;`  
`auto&& __e = str;`

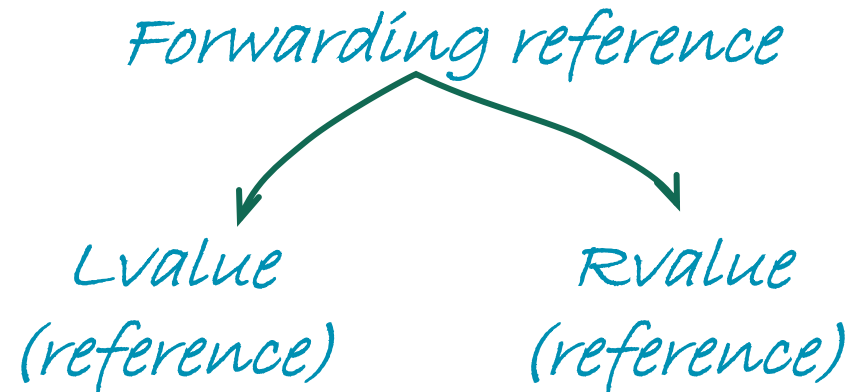
*Forwarding reference*

# Structured bindings: placeholder type

```
auto&& [x, y] = expression;  
auto&& __e = expression;
```

Type of **\_\_e** is deduced as if:

```
template <typename E>  
void function(E&& __e);  
  
function(expression);
```



# How it binds: tuple-like objects

All qualifiers apply to the unnamed entity:

*\_\_e is move-constructed from obj*



Type obj;

**auto** [x, y] = obj;



**Type** \_\_e = obj;

**auto** [x, y] = std::move(obj);



**Type** \_\_e = std::move(obj);

**auto&** [x, y] = obj;



**Type&** \_\_e = obj;

**const auto&** [x, y] = obj;



**const Type&** \_\_e = obj;

**auto&&** [x, y] = obj;



**Type&** \_\_e = obj;

**auto&&** [x, y] = std::move(obj);



**Type&&** \_\_e = std::move(obj);



# How it binds: tuple-like objects

All qualifiers apply to the unnamed entity:

*Better not!*



```
Type fun() { return Type(); }
```

```
auto [x, y] = fun();
```



```
Type __e = fun();
```

```
auto [x, y] = std::move(fun());
```



```
Type __e = std::move(fun());
```

```
auto& [x, y] = fun();
```



```
Type& __e = fun();
```

```
const auto& [x, y] = fun();
```



```
const Type& __e = fun();
```

```
auto&& [x, y] = fun();
```



```
Type&& __e = fun();
```

```
auto&& [x, y] = std::move(fun());
```



```
Type&& __e = std::move(fun());
```

## Take-aways (so far)

3. Structured bindings work with an anonymous object under the hood – the type specifier refers to this object.

# When copying is painful

```
class My {  
    int n_;  
public:  
    My(int n): n_{n}{}  
    My(const My&) = delete;  
    int number() const { return n_; }  
};
```

*Call to a deleted function*

```
My my(42);  
auto [number] = my;
```

```
class My {  
    int n_;  
    std::array<long, 1048576> big_;  
public:  
    My(int n): n_{n}, big{} {}  
    int number() const { return n_; }  
};
```

*8 MB of data copied*

```
My my(42);  
auto [number] = my;
```

# When copying is painful: use a proxy

```
class My {  
    int n_;  
    std::array<long, 1048576> big_;  
public:  
    My(int n): n_{n}{}  
    My(const My&) = delete;  
    int number() const { return n_; }  
    std::tuple<int> proxy() { return {n_}; }  
};
```

```
My my(42);  
auto [number] = my.proxy();
```

Or:

```
std::tuple<int&> proxy();  
std::tuple<const int&> proxy();
```

## Take-aways (so far)

4. Be careful with custom objects and structured bindings by-copy.

# How it binds: tuple-like objects

```
auto [front, rest] = str;
```

```
auto __e = str;
```

*An object with  
tuple-like access API*

```
alias front = get<0>(__e);  
alias rest = get<1>(__e);
```

*That's (roughly)  
only a half-truth* 🤔

**front** and **rest** are not references:

```
std::is_reference_v<decltype(rest)>       false
```

```
std::is_same_v<decltype(rest), splitter>  true
```

# Back to the splitter

```
struct splitter {  
    std::string str_  
  
    char& front() { return str_.front(); }  
    const char& front() const { return str_.front(); }  
  
    splitter rest() const { return {str_.substr(1)}; }  
  
    operator bool() const { return !str_.empty(); }  
  
};
```

*Lvalues*

*Rvalue*

# How it binds: tuple-like objects

```
auto [front, rest] = str;
```

```
auto __e = str;
```

```
aliastype front = r0;
```

```
aliastype rest = r1;
```

*variables introduced behind the scenes*

```
char&      r0 = get<0>(__e);  
splitter&& r1 = get<1>(__e);
```

**front** and **rest** are names that refer to **r0** and **r1**:

Variable **ri** is:

*initializer*

std::tuple\_element\_t<i>& if get<i>(\_\_e) is an lvalue

std::tuple\_element\_t<i>&& if get<i>(\_\_e) is an rvalue



# How it binds: the strange and the weird

```
struct splitter {  
    std::string str_;  
    splitter rest() const { return {str_.substr(1)}; }  
};
```

```
// +tuple-like access to splitter
```

```
auto str = splitter{"alice"};
```

```
auto& rest = get<1>(str);
```

← *Totally won't compile\**

*\*with an error like:* cannot bind non-const lvalue reference to a temporary

# How it binds: the strange and the weird

```
struct splitter {  
    std::string str_;  
    splitter rest() const { return {str_.substr(1)}; }  
};
```

```
// +tuple-like access to splitter
```

```
auto str = splitter{"alice"};
```

```
auto& [front, rest] = str;
```

```
rest = splitter("bob");
```

*No problem whatsoever!*

*Even this is possible!*

# How it binds: the strange and the weird

```
struct splitter {  
    std::string str_;  
    splitter rest() const { return {str_.substr(1)}; }  
};
```

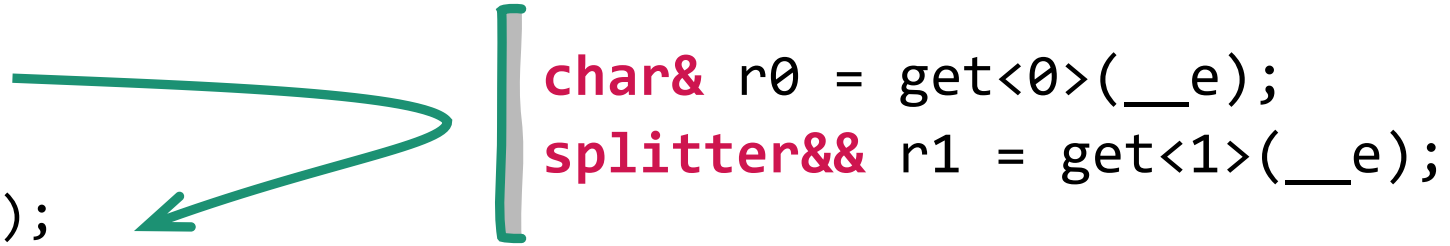
```
auto str = splitter{"alice"};
```

```
auto& __e = str;
```

```
front = aliasfor(r0);
```

```
rest = aliasfor(r1);
```

```
rest = splitter("bob");
```

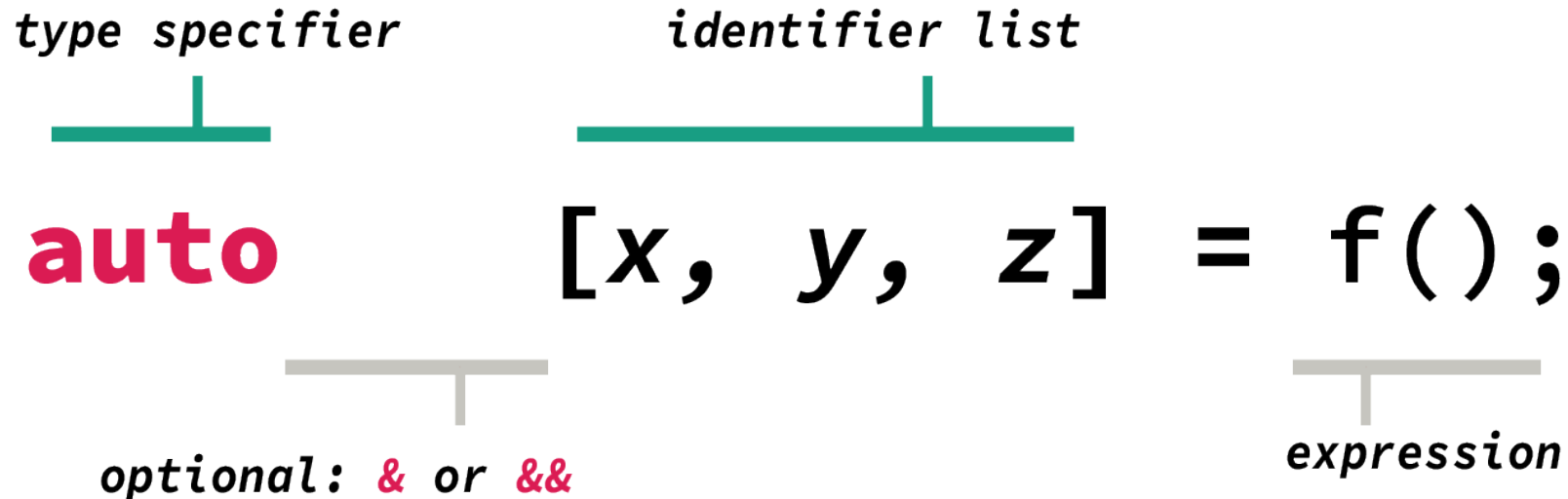


```
char& r0 = get<0>(__e);  
splitter&& r1 = get<1>(__e);
```

## Take-aways (so far)

5. Structured bindings' identifiers for tuple-like objects refer to (hidden) variables whose types are inferred from the initializers (`get<I>(T)`)

# Let's tie it up!



- Structured bindings introduce names (identifiers).
- Those names alias elements of the object denoted by expression.
- The type specifier refers to an anonymous object, not to the identifiers.
- Things get even more complicated for objects tuple-like access.

# From Python to C++ (now for real)

```
def splitter(str_: AnyStr) -> Tuple[chr, AnyStr]:  
    return (str_[0], str_[1:])
```

```
str = "alice"
```

```
while str:  
    front, str = splitter(str)  
    print(front)
```

# From Python to C++ (now for real)

```
std::tuple<char, std::string> splitter(std::string str){  
    return {str.front(), str.substr(1)};  
}
```

```
str = "alice"
```

```
while str:  
    front, str = splitter(str)  
    print(front)
```

# From Python to C++ (now for real)

```
std::tuple<char, std::string> splitter(std::string str){  
    return {str.front(), str.substr(1)};  
}
```

```
auto str = std::string("alice");  
char front;
```

```
while str:  
    front, str = splitter(str)  
    print(front)
```



# From Python to C++ (now for real)

```
std::tuple<char, std::string> splitter(std::string str){  
    return {str.front(), str.substr(1)};  
}
```

```
auto str = std::string("alice");  
char front;
```

```
while(!str.empty()){  
    std::tie(front, str) = splitter(std::move(str));  
    std::cout << front << "\n";  
}
```

# Back to struct splitter

```
struct splitter {...};  
  
// +tuple-like access to splitter  
  
auto str = splitter("alice");  
char front;  
  
while(str){  
    std::tie(front, str) = str;  
    std::cout << front << "\n";  
}
```

Won't work, because  
*std::tie* is a hack 🙄

# Why std::tie?

```
std::tie(front, str) = splitter(std::move(str));
```

```
template <typename... Ts>  
tuple<Ts&...> tie(Ts&... t) noexcept {  
    return tuple<Ts&...>(t...);  
}
```

*The function splitter*



```
std::tuple<char&, splitter&>(front, str) = splitter(std::move(str));
```

*We just need  
an assignment operator*



std::tuple<char, std::string>



# Enabling tie for any class (with tuple-like access)

```
struct splitter {  
  
    std::string str_;  
  
    operator tuple<char, splitter>() const {  
        return {str_.front(), str_.substr(1)};  
    }  
  
};  
  
std::tie(front, str) = str;
```

# Enabling tie for any class (with tuple-like access)

```
struct splitter {
```

```
    std::string str_;
```

```
    operator tuple<char, splitter>() const {  
        return {str_.front(), str_.substr(1)};  
    }
```

```
};
```

```
std::tie(front, str) = static_cast<tuple<char, splitter>>(str);
```

*Again a proxy* 🤪



# Enabling tie for any class



```
struct splitter {...};  
  
// +tuple-like access to splitter  
  
auto str = splitter("alice");  
char front;  
  
while(str){  
    any_tie(front, str) = str;  
    std::cout << front << "\n";  
}
```

# any\_tie: initialization

```
template<typename...Ts>
struct any_tie {
    std::tuple<Ts&...> tpl_;

    any_tie(Ts& ...ts) noexcept : tpl_{ts...} {}
};
```

```
auto str = splitter("alice");
char front;
```

```
any_tie(front, str)  any_tie<char, splitter>
 [tpl_ = std::tuple<char&, splitter&>(front, str)
```

# any\_tie: operator=

```
template<typename...Ts>
struct any_tie {
    ...
    template <typename TL>
    any_tie& operator=(TL&& t1) {

        return *this;
    }
};
```



# any\_tie: operator=

```
template<typename...Ts>  
struct any_tie {
```


```
    template <typename TL>  
    any_tie& operator=(TL&& t1) {
```

```
        const auto size = std::tuple_size_v<std::remove_cvref_t<TL>>;  
        for (auto i; i < size; ++i){  
            std::get<i>(tpl_) = get<i>(t1);  
        }
```

```
        return *this;
```

```
    }  
};
```

Removing const&  
C++20 way!



Won't work - i is not usable  
in constant expression



## any\_tie: operator=


```
template<typename...Ts>
struct any_tie {

    template <typename TL>
    any_tie& operator=(TL&& t1) {

        const auto size = std::tuple_size_v<std::remove_cvref_t<TL>>;

        assign(std::forward<TL>(t1), std::make_index_sequence<size>());

        return *this;
    }
};
```

*Compile-time sequence:* 

```
std::index_sequence<0, 1, ..., (size - 1)>
```

# any\_tie: operator=

```
template<typename...Ts>
struct any_tie {
    template <typename TL>
    any_tie& operator=(TL&& t1) {...}

    template<typename TL, std::size_t...Idx>
    void assign(TL&& t1, std::index_sequence<Idx...>) {

        tpl_ = std::forward_as_tuple(get<Idx>(std::forward<TL>(t1))...);

    }
};
```

# Enabling tie for any class: any\_tie

```
template<typename...Ts>
struct any_tie {
    std::tuple<Ts&...> tpl_;
    any_tie(Ts& ...ts) noexcept : tpl_{ts...} {}
    template <typename TL>
    any_tie& operator=(TL&& t1) {
        const auto size = std::tuple_size_v<std::remove_cvref_t<TL>>;
        assign(std::forward<TL>(t1), std::make_index_sequence<size>());
        return *this;
    }
    template<typename TL, std::size_t...Idx>
    void assign(TL&& t1, std::index_sequence<Idx...>) {
        tpl_ = std::forward_as_tuple(get<Idx>(std::forward<TL>(t1))...);
    }
};
```

# Enabling tie for any class

```
struct splitter {...};  
  
// +tuple-like access to splitter  
  
auto str = splitter("alice");  
char front;  
  
while(str){  
    any_tie(front, str) = str;  
    std::cout << front << "\n";  
}
```

## Take-aways (so far)

6. *Structured bindings exist for simple tasks.  
There are better tools for complex scenarios.*

Structured  
Bindings  
Uncovered



Dawid Zalewski  
[github.com/zaldawid](https://github.com/zaldawid)  
[zaldawid@gmail.com](mailto:zaldawid@gmail.com)  
[saxion.edu](http://saxion.edu)